




FOR DOORS MIN 850 MM 34" - MAX 110MM 44" **KIT IN BOX** 


**ETD80S**




Art.1672/825/80Y




Art.1674



Art.1674



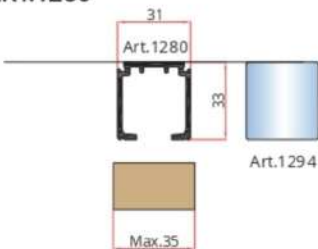
Art.45



80kg

### OPTIONAL TRACKS

**ART.1280**

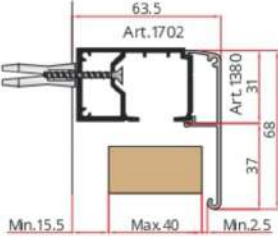


Art.1280

Art.1294

Max.35

**ART.1702**



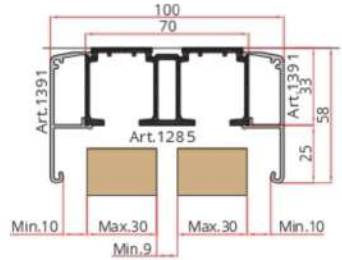
Art.1702

Art.1380

Art.1702-EC

Mn.15.5 Max.40 Mn.2.5

**ART.1285 FOR 1 3/8" DOORS**

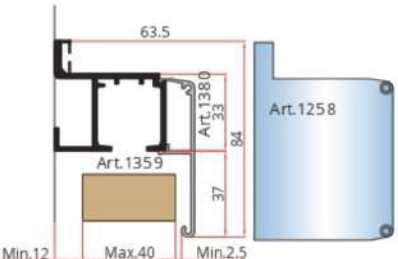


Art.1391

Art.1285

Min.10 Max.30 Max.30 Min.10

**ART.1259**



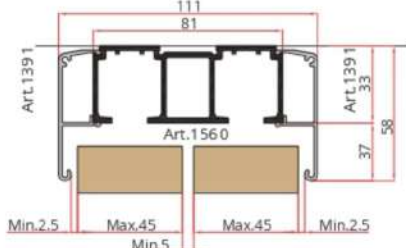
Art.1359

Art.1380

Art.1258

Min.12 Max.40 Mn.2.5

**ART.1560 FOR 1 3/4" DOORS**

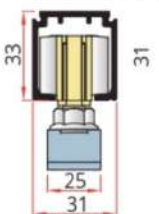


Art.1391

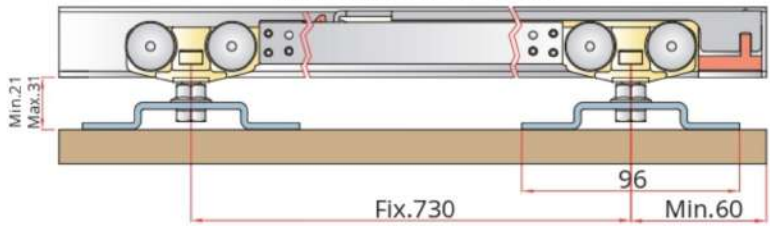
Art.1560

Min.2.5 Max.45 Max.45 Min.2.5

**SIZE DESCRIPTION**



**SIDE VIEW TOP OF DOOR**



Min.21 Max.31

Fix.730

96

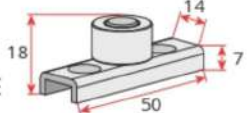
Min.60

**OPTIONALS**


**ART.1586**  
ALUMINUM GUIDE



**ART.1587**  
ROLLER GUIDE



**ART.266**  
RUBBER COVER FOR ART.1259



### SPECIFICATION

STANDARD TRACK	OPTIONAL TRACKS				TRACK LENGTH	SLIDING KIT	FOR BI PARTING	OPTIONAL FASCIA	OPTIONAL GUIDES
1280	1259	1702	1285	1560	1625/64"	ETD 80S	2 DR	1380/1391	1586-1587
1280	1259	1702	1285	1560	1830/72"	ETD 80S	2 DR	1380/1391	1586-1587
1280	1259	1702	1285	1560	2032/80"	ETD 80S	2 DR	1380/1391	1586-1587