

FOR DOORS MIN 700 MM/28"

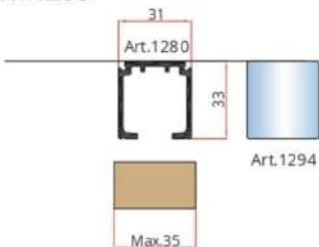
**KIT IN BOX** 

ET120SC

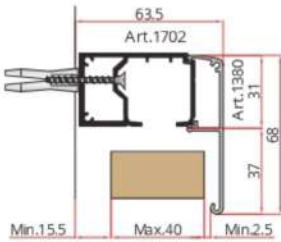


**OPTIONAL TRACKS**

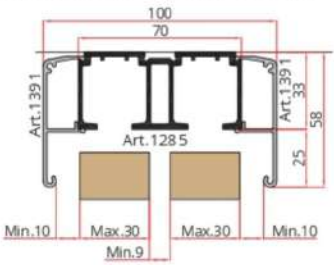
**ART.1280**



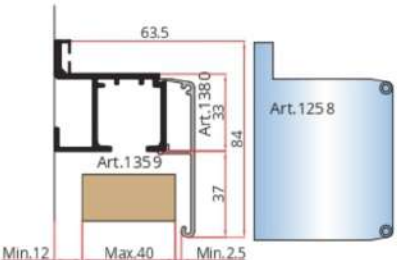
**ART.1702**



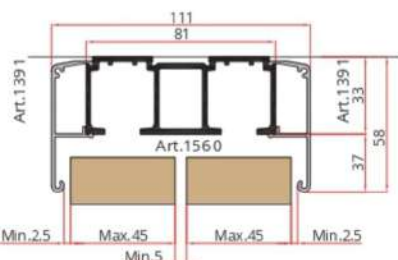
**ART.1285 FOR 1 3/8" DOORS**

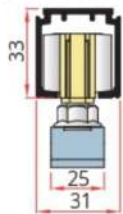
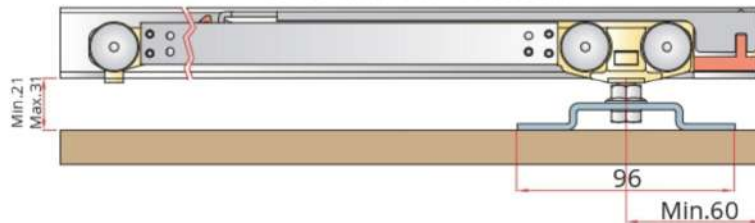


**ART.1259**

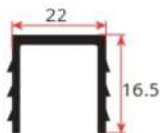


**ART.1560 FOR 1 3/4" DOORS**

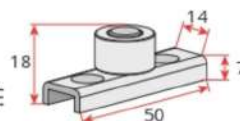


**SIZE DESCRIPTION**

**SIDE VIEW TOP OF DOOR**

**OPTIONALS**

ART.1586  
ALUMINUM GUIDE



ART.1587  
ROLLER GUIDE



ART.266  
RUBBER COVER  
FOR ART.1259


**SPECIFICATION**

STANDARD TRACK	OPTIONAL TRACKS				TRACK LENGTH	SLIDING KIT	FOR BI PARTING	OPTIONAL FASCIA	OPTIONAL GUIDES
1280	1259	1702	1285	1560	1525/60"	ET120S C	2 DR	1380/1391	1586-1587
1280	1259	1702	1285	1560	1625/64"	ET120S C	2 DR	1380/1391	1586-1587
1280	1259	1702	1285	1560	1830/72"	ET120S C	2 DR	1380/1391	1586-1587
1280	1259	1702	1285	1560	2135/84"	ET120S C	2 DR	1380/1391	1586-1587
1280	1259	1702	1285	1560	2440/96"	ET120S C	2 DR	1380/1391	1586-1587