



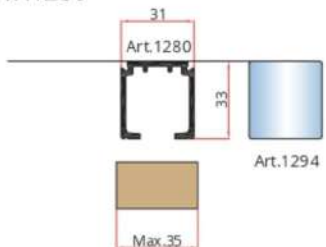
FOR DOORS MIN 700 MM/28"

KIT IN BOX 

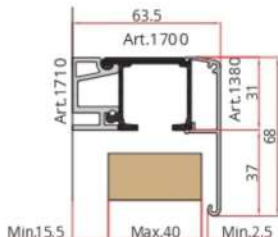
60AR


OPTIONAL TRACKS

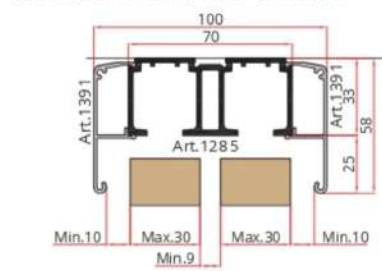
ART.1280



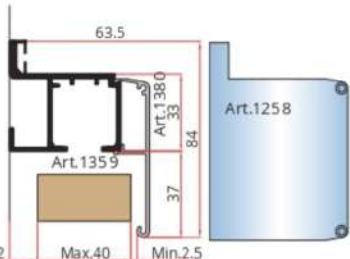
ART.1700-10



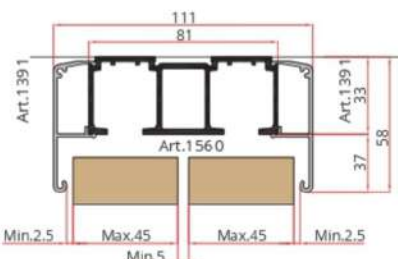
ART.1285 FOR 1 3/8" DOORS

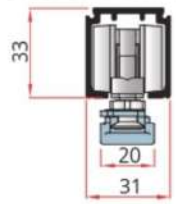
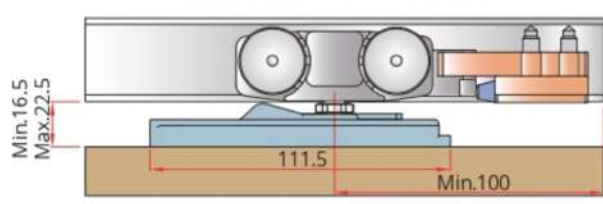


ART.1259

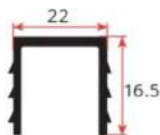


ART.1560 FOR 1 3/4" DOORS

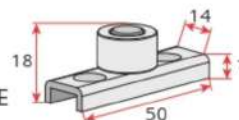


SIZE DESCRIPTION

SIDE VIEW TOP OF DOOR

OPTIONALS

ART.1586
ALUMINUM GUIDE



ART.1587
ROLLER GUIDE



ART.266
RUBBER COVER
FOR ART.1259


SPECIFICATION

STANDARD TRACK	OPTIONAL TRACKS					TRACK LENGTH	SLIDING KIT	FOR BI PARTING	OPTIONAL FASCIA	OPTIONAL GUIDES
1280	1259	1700-10	1285	1560	1220/48"	60A R	2 DR	1380/1391	1586-1587	
1280	1259	1700-10	1285	1560	1625/64"	60A R	2 DR	1380/1391	1586-1587	
1280	1259	1700-10	1285	1560	1830/72"	60A R	2 DR	1380/1391	1586-1587	
1280	1259	1700-10	1285	1560	2135/84"	60A R	2 DR	1380/1391	1586-1587	
1280	1259	1700-10	1285	1560	2440/96"	60A R	2 DR	1380/1391	1586-1587	
1280	1259	1700-10	1285	1560	3050/120"	60A R	2 DR	1380/1391	1586-1587	