

FOR DOORS MIN 700 MM/28"

**KIT IN BOX** 

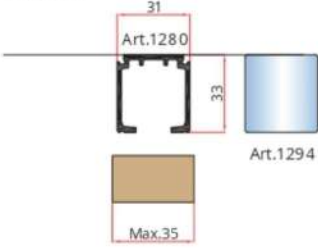
100AC



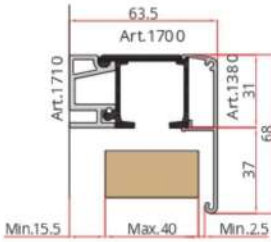
Art.1640/T    Art.1640/T    Art.1627/1    Art.1627/1    Art.93    Art.1029    Art.259

**OPTIONAL TRACKS**

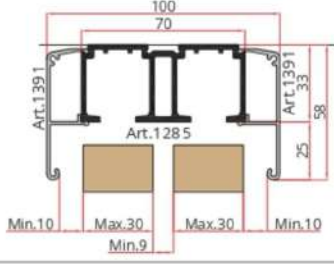
**ART.1280**



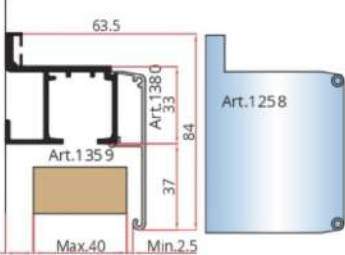
**ART.1700-10**



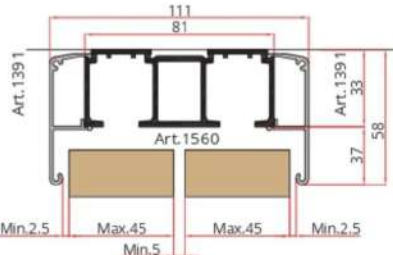
**ART.1285 FOR 1 3/8" DOORS**



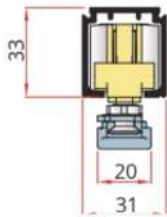
**ART.1259**



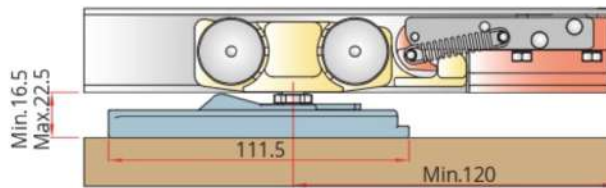
**ART.1560 FOR 1 3/4" DOORS**



**SIZE DESCRIPTION**

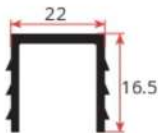


**SIDE VIEW TOP OF DOOR**

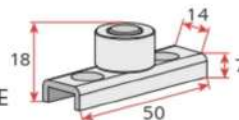


**OPTIONALS**

ART.1586  
ALUMINUM GUIDE



ART.1587  
ROLLER GUIDE



ART.266  
RUBBER COVER  
FOR ART.1259



**SPECIFICATION**

STANDARD TRACK	OPTIONAL TRACKS				TRACK LENGTH	SLIDING KIT	FOR BI PARTING	OPTIONAL FASCIA	OPTIONAL GUIDES
1280	1259	1700-10	1285	1560	1220/48"	100A C	2 DR	1380/1391	1586-1587
1280	1259	1700-10	1285	1560	1625/64"	100A C	2 DR	1380/1391	1586-1587
1280	1259	1700-10	1285	1560	1830/72"	100A C	2 DR	1380/1391	1586-1587
1280	1259	1700-10	1285	1560	2135/84"	100A C	2 DR	1380/1391	1586-1587
1280	1259	1700-10	1285	1560	2440/96"	100A C	2 DR	1380/1391	1586-1587
1280	1259	1700-10	1285	1560	3050/120"	100A C	2 DR	1380/1391	1586-1587